


E16V90P57



Twin Quadplexer 1800//2100//2300//2600 MHz, SMART DC bypass, with 4.3-10 connectors

- Industry leading PIM performance
- Designed for network modernization application, introduction of LTE2300 and LTE2600 on existing site
- Designed for network modernization application, introduction of LTE 4x4 MIMO
- Suitable for feeders cables reduction
- New 4.3-10 connectors for improved PIM performance and size reduction
- DC/AISG SMART bypass functionality

Product Classification

Product Type Quadplexer

General Specifications

Color Gray

Modularity 2-Twin

Mounting Pole | Wall

Mounting Pipe Hardware Band clamps (2)

RF Connector Interface 4.3-10 Female

RF Connector Interface Body Style Medium neck

Dimensions

Height 248 mm | 9.764 in

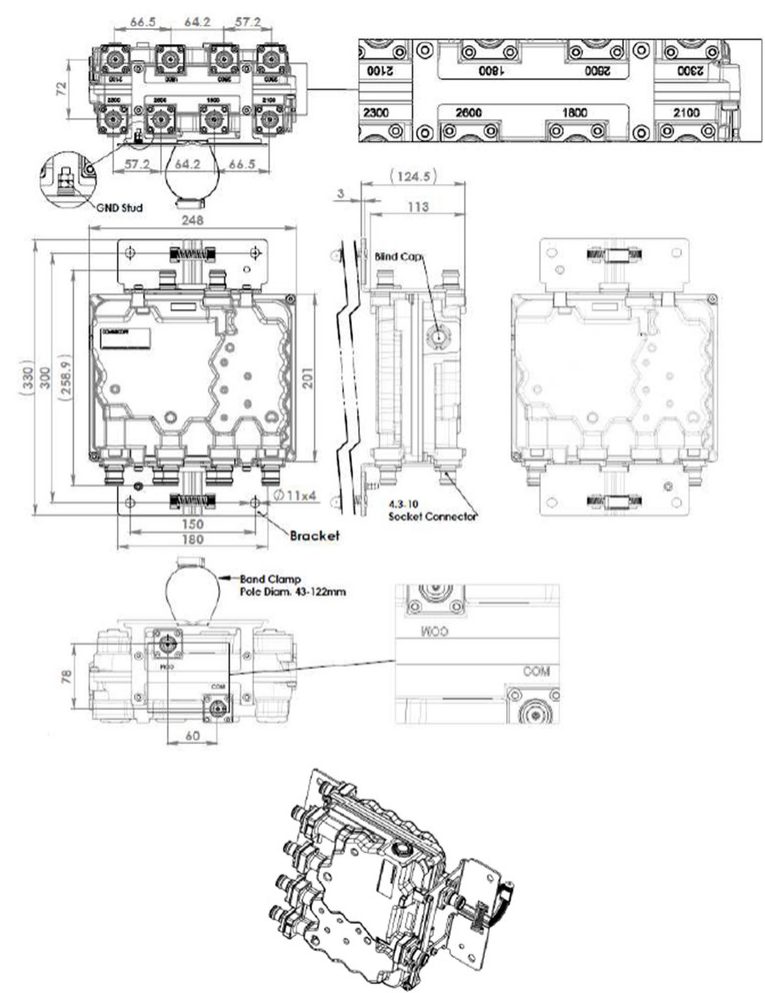
Width 205 mm | 8.071 in

Depth 113 mm | 4.449 in

Mounting Pipe Diameter Range 42.6–122 mm

Outline Drawing

E16V90P57



Electrical Specifications

Impedance	50 ohm
License Band, Band Pass	APT 700 CEL 850 CEL 900 DCS 1800 EDD 800 IMT 2100 IMT 2600 LMR 800 LMR 900 TDD 2300

Electrical Specifications, dc Power/Alarm

dc/AISG Pass-through Method	Auto sensing
dc/AISG Pass-through Path	Auto sensing circuitry detects dc/AISG signal presence and selects path
dc/AISG Pass-through, combiner	dc Smart Bypass
dc/AISG Pass-through, demultiplexer	dc Smart Bypass
Lightning Surge Current	5 kA
Lightning Surge Current Waveform	8/20 waveform

E16V90P57

Electrical Specifications, AISG

AISG Carrier	2176 KHz ± 100 ppm
Insertion Loss, maximum	1 dB
Return Loss, minimum	10 dB

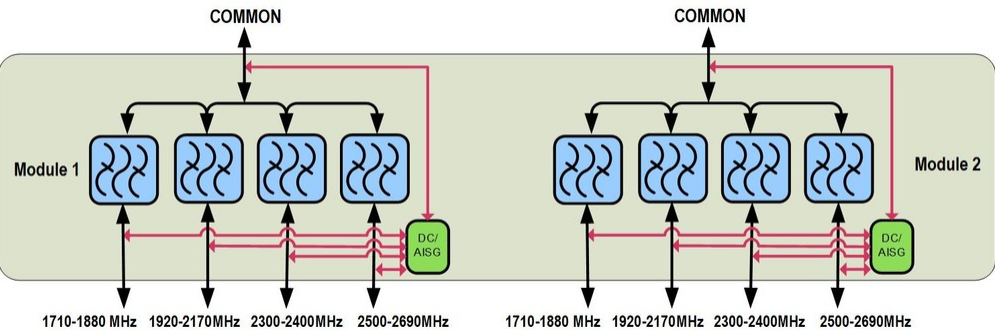
Electrical Specifications

Sub-module	1 2	1 2	1 2	1 2
Branch	1	2	3	4
Port Designation	PORT 1 1710-1880MHz	PORT 2 1920-2170MHz	PORT 3 2300-2400MHz	PORT 4 2500-2690MHz
License Band	DCS 1800, Band Pass	IMT 2100, Band Pass	TDD 2300, Band Pass	IMT 2600, Band Pass

Electrical Specifications, Band Pass

Frequency Range, MHz	1710–1880	1920–2170	2300–2400	2500–2690
Insertion Loss, typical, dB	0.4	0.4	0.35	0.3
Return Loss, typical, dB	20	20	20	20
Isolation, minimum, dB	50	50	50	50
Input Power, RMS, maximum, W	300	300	300	300
Input Power, PEP, maximum, W	3000	3000	3000	3000
3rd Order PIM, typical, dBc	-160	-160	-160	-160
3rd Order PIM Test Method	Two +43 dBm carriers	Two +43 dBm carriers	Two +43 dBm carriers	Two +43 dBm carriers

Block Diagram



Mechanical Specifications

Wind Speed, maximum	216 km/h (134 mph)
----------------------------	--------------------

E16V90P57

Environmental Specifications

Operating Temperature	-40 °C to +65 °C (-40 °F to +149 °F)
Relative Humidity	15%–100%
Corrosion Test Method	IEC 60068-2-11, 30 days
Ingress Protection Test Method	IEC 60529:2001, IP67
Vibration Test Method	IEC 60068-2-6

Packaging and Weights

Included	Mounting hardware
Volume	5.8 L
Weight, net	7.6 kg 16.755 lb