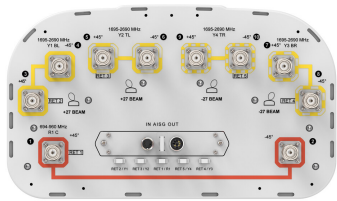


R2VV-6533C-R5-V3



10-port sector/multibeam antenna, 2x 694-960 and 8x 1695–2690 MHz, 65°|4x 33° HPBW, 5x RET

- Enhances network capacity and spectrum utilization when used in six sector applications
- Reduces antenna count to minimize Cap-Ex and Op-Ex costs – 3 antennas required for 6 sector configurations

General Specifications

Antenna Type	Multibeam
Band	Multiband
Color	Light Gray (RAL 7035)
Grounding Type	RF connector inner conductor and body grounded to reflector and mounting bracket
Performance Note	Outdoor usage
Radome Material	Fiberglass, UV resistant
Radiator Material	Low loss circuit board
Reflector Material	Aluminum
RF Connector Interface	4.3-10 Female
RF Connector Location	Bottom
RF Connector Quantity, high band	8
RF Connector Quantity, low band	2
RF Connector Quantity, total	10

Remote Electrical Tilt (RET) Information

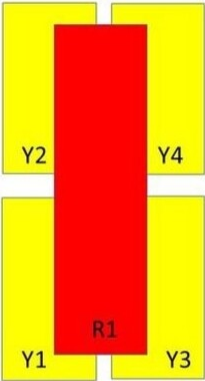
RET Hardware	CommRET v2
RET Interface	8-pin DIN Female 8-pin DIN Male
RET Interface, quantity	1 female 1 male
Input Voltage	10–30 Vdc
Internal RET	High band (4) Low band (1)
Power Consumption, active state, maximum	10 W
Power Consumption, idle state, maximum	2 W
Protocol	3GPP/AISG 2.0 (Single RET)

R2VV-6533C-R5-V3

Dimensions

Width	395 mm 15.551 in
Depth	228 mm 8.976 in
Length	2499 mm 98.386 in
Net Weight, antenna only	39.2 kg 86.421 lb


Array Layout



Array	Freq (MHz)	Conns	RET (SRET)	AISG RET UID
R1	694-960	1-2	1	CPxxxxxxxxxxxxxxxxR1
Y1	1695-2690	3-4	2	CPxxxxxxxxxxxxxxxxY1
Y2	1695-2690	5-6	3	CPxxxxxxxxxxxxxxxxY2
Y3	1695-2690	7-8	4	CPxxxxxxxxxxxxxxxxY3
Y4	1695-2690	9-10	5	CPxxxxxxxxxxxxxxxxY4

Bottom
(Sizes of colored boxes are not true depictions of array sizes)

Port Configuration



Electrical Specifications

R2VV-6533C-R5-V3

Impedance	50 ohm
Operating Frequency Band	1695 – 2690 MHz 694 – 960 MHz
Polarization	±45°
Total Input Power, maximum	1,200 W @ 50 °C

Electrical Specifications

	R1	R1	R1	Y1-Y4	Y1-Y4	Y1-Y4	Y1-Y4	Y1-Y4
Frequency Band, MHz	694–790	790–890	880–960	1695–1880	1850–1990	1920–2180	2300–2400	2490–2690
RF Port	1,2	1,2	1,2	3 - 10	3 - 10	3 - 10	3 - 10	3 - 10
Gain, dBi	16.3	16.4	16.2	18.1	18.6	19.3	19.3	18.6
Beamwidth, Horizontal, degrees	65	66	67	39	39	37	33	34
Beamwidth, Vertical, degrees	9	8	7.2	7.9	7.4	7	6.2	5.8
Beam Tilt, degrees	2–12	2–12	2–12	2–12	2–12	2–12	2–12	2–12
USLS (First Lobe), dB	17	19	15	16	16	17	18	19
Front-to-Back Ratio, Copolarization 180° ± 30°, dB	24	24	25	23	25	27	30	28
Isolation, Cross Polarization, dB	25	25	25	28	28	28	28	28
Isolation, Inter-band, dB	30	30	30	28	28	28	28	28
Isolation, Beam to Beam, dB				28	28	28	28	28
VSWR Return loss, dB	1.5 14.0	1.5 14.0	1.5 14.0	1.5 14.0	1.5 14.0	1.5 14.0	1.5 14.0	1.5 14.0
PIM, 3rd Order, 2 x 20 W, dBc	-150	-150	-150	-150	-150	-150	-150	-150
Input Power per Port at 50°C, maximum, watts	300	300	300	200	200	200	200	200

Mechanical Specifications

Wind Loading @ Velocity, frontal	525.0 N @ 150 km/h (118.0 lbf @ 150 km/h)
Wind Loading @ Velocity, lateral	386.0 N @ 150 km/h (86.8 lbf @ 150 km/h)
Wind Loading @ Velocity, maximum	898.0 N @ 150 km/h (201.9 lbf @ 150 km/h)
Wind Loading @ Velocity, rear	540.0 N @ 150 km/h (121.4 lbf @ 150 km/h)
Wind Speed, maximum	241 km/h (150 mph)

Packaging and Weights

Width, packed	505 mm 19.882 in
Depth, packed	386 mm 15.197 in

R2VV-6533C-R5-V3

Length, packed	2631 mm 103.583 in
Weight, gross	53.2 kg 117.286 lb

Regulatory Compliance/Certifications

Agency	Classification
CHINA-ROHS	Below maximum concentration value
ISO 9001:2015	Designed, manufactured and/or distributed under this quality management system
REACH-SVHC	Compliant as per SVHC revision on www.commscope.com/ProductCompliance
ROHS	Compliant
UK-ROHS	Compliant




Included Products

BSAMNT-4	–	Wide Profile Antenna Downtilt Mounting Kit for 2.4 - 4.5 in (60 - 115 mm) OD round members. Kit contains one scissor top bracket set and one bottom bracket set.
----------	---	--

* Footnotes

Performance Note	Severe environmental conditions may degrade optimum performance
------------------	---

BSAMNT-4



Wide Profile Antenna Downtilt Mounting Kit for 2.4 - 4.5 in (60 - 115 mm) OD round members. Kit contains one scissor top bracket set and one bottom bracket set.

Product Classification

Product Type Downtilt mounting kit

General Specifications

Application Outdoor

Color Silver

Dimensions

Compatible Diameter, maximum 115 mm | 4.528 in

Compatible Diameter, minimum 60 mm | 2.362 in

Weight, net 6.5 kg | 14.33 lb

Material Specifications

Material Type Galvanized steel

Packaging and Weights

Included Brackets | Hardware

Packaging quantity 1

Regulatory Compliance/Certifications

Agency	Classification
CHINA-ROHS	Below maximum concentration value
ISO 9001:2015	Designed, manufactured and/or distributed under this quality management system
REACH-SVHC	Compliant as per SVHC revision on www.andrew.com/ProductCompliance
ROHS	Compliant
UK-ROHS	Compliant

