


SQX6192342T-43 | E14F15P28



Compact Twin Quadplexer 617-960/AWS-WCS/PCS/ CBRS-C-Band, DC on 617-960, 4.3-10 connectors

- New Combining Solution to introduce 5G, 3.5GHz band
- BTS-to-feeder and feeder-to-antenna application
- New 4.3-10 connectors for improved PIM performance and size reduction
- dc/AISG pass-through on low frequency ports
- Suitable for space limited applications like Metro Cell, Lamp Pole, Concealment Solution and Macro Site
- Ideal for small cell applications

Product Classification

Product Type Quadplexer

General Specifications

Color Gray

Common Port Label COMM

Modularity 2-Twin

Mounting Pole | Wall

Mounting Pipe Hardware Band clamps (2)

RF Connector Interface 4.3-10 Female

RF Connector Interface Body Style Long neck

Dimensions

Height 117 mm | 4.606 in

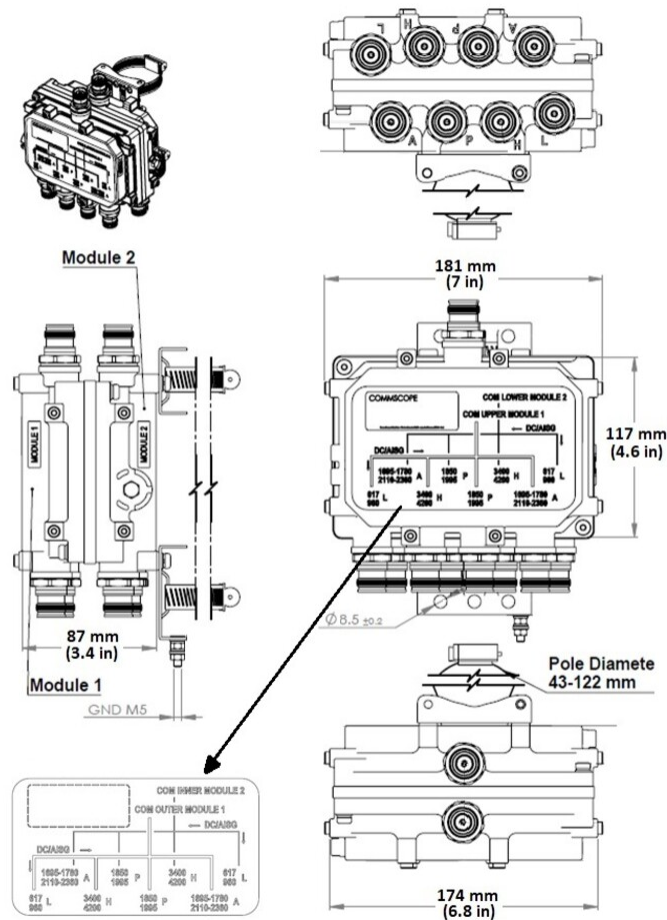
Width 181 mm | 7.126 in

Depth 87 mm | 3.425 in

Ground Screw Diameter 5 mm | 0.197 in

Mounting Pipe Diameter Range 42.6–122 mm

Outline Drawing



Electrical Specifications

Impedance	50 ohm
License Band, Band Pass	APT 700 AWS 1700 CEL 850 CEL 900 DCS 1800 EDD 800 IMT 2100 IMT 2600 LMR 750 LMR 800 LMR 900 PCS 1900 TDD 3500 USA 600 USA 700 USA 750 WCS 2300

Electrical Specifications, dc Power/Alarm

dc/AISG Pass-through Method	Factory set
dc/AISG Pass-through Path	Branch 1
dc/AISG Pass-through, combiner	Branch 1
Lightning Surge Current	5 kA
Lightning Surge Current Waveform	8/20 waveform
Voltage	7-32 Vdc

SQX6192342T-43 | E14F15P28

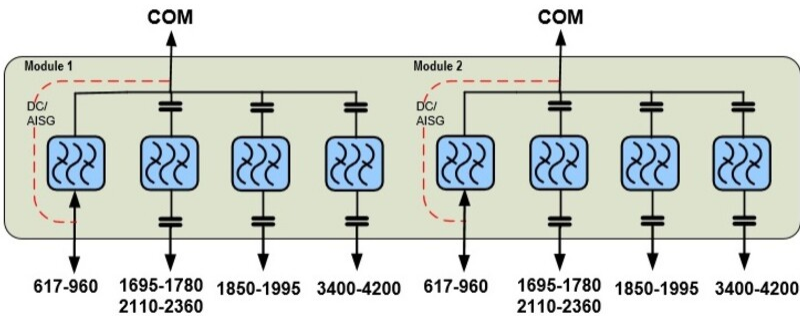
Electrical Specifications

Sub-module	1 2	1 2	1 2	1 2
Branch	1	2	3	4
Port Designation	617-960	PCS	AWS-WCS	CBRS, C-Band
License Band	USA 700, Band Pass USA 750, Band Pass USA 600, Band Pass CEL 850, Band Pass CEL 900, Band Pass	PCS 1900, Band Pass	WCS 2300, Band Pass AWS 1700, Band Pass AWS 2000, Band Pass	TDD 3500, Band Pass

Electrical Specifications, Band Pass

Frequency Range, MHz	617-960	1850-1995	1695-1780 2110-2360	3400-4200
Insertion Loss, maximum, dB	0.3	0.3	0.3	0.3
Total Group Delay, maximum, ns	5	15	15	5
Return Loss, typical, dB	20	20	20	20
Isolation, minimum, dB	35 @ 1695-2360 50 @ 3400-4200	35 @ 617-960 35 @ 1695-1780 35 @ 2110-2360 50 @ 3400-4200	35 @ 617-960 35 @ 1850-1995 50 @ 3400-4200	35
Input Power, RMS, maximum, W	160	120	120	80
Input Power, PEP, maximum, W	1600	1200	1200	800
3rd Order PIM, maximum, dBc	-155	-155	-155	-145
3rd Order PIM Test Method	Two +43 dBm carriers	Two +43 dBm carriers	Two +43 dBm carriers	Two +43 dBm carriers

Block Diagram



Mechanical Specifications

Wind Loading @ Velocity, frontal	28.0 N @ 150 km/h (6.3 lbf @ 150 km/h)
----------------------------------	--

SQX6192342T-43 | E14F15P28

Wind Loading @ Velocity, lateral 9.0 N @ 150 km/h (2.0 lbf @ 150 km/h)

Environmental Specifications

Operating Temperature -40 °C to +65 °C (-40 °F to +149 °F)
Relative Humidity Up to 100%
Corrosion Test Method IEC 60068-2-11, 30 days
Ingress Protection Test Method IEC 60529:2001, IP67

Packaging and Weights

Included Mounting hardware
Mounting Hardware Weight 0.2 kg | 0.441 lb
Volume 1.77 L
Weight, without mounting hardware 3.25 kg | 7.165 lb