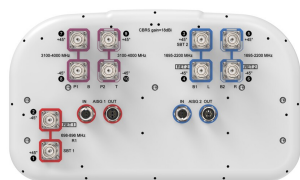


NHHSS-55B-HG-R3B



10-port Next Generation PerforMax™ sector antenna, 2x 698–896, 4x 1695–2200 and 4x 3100–4000 MHz, 55° HPBW, 3x RETs and 2x SBTs

- Powered by Andrew's SEED® technology (Sustainable Energy Efficient Design)
- Antenna optimized for higher gain with superior radiation efficiency
- Designed to reduce SUB 1 alarm triggers with pattern consistency between low band, mid band and high band
- Superior patterns for enhanced interference mitigation resulting in improved SINR, higher throughput, and more capacity
- Interleaved dipole technology results into an attractive, low wind load mechanical package
- Internal SBTs allow remote RET control from the radio over the RF jumper cable
- Best in class PIM immunity
- Ideal for deploying low band, mid-band and CBRS/C-Band in flagpoles and concealment solutions

General Specifications

Antenna Type	Sector
Band	Multiband
Color	Light Gray (RAL 7035)
Grounding Type	RF connector inner conductor and body grounded to reflector and mounting bracket
Performance Note	Outdoor usage
Radome Material	Fiberglass, UV resistant
Radiator Material	Low loss circuit board
Reflector Material	Aluminum
RF Connector Interface	4.3-10 Female
RF Connector Location	Bottom
RF Connector Quantity, high band	4
RF Connector Quantity, mid band	4
RF Connector Quantity, low band	2
RF Connector Quantity, total	10

Remote Electrical Tilt (RET) Information

RET Hardware	CommRET v2
RET Interface	4x 8 pin connector as per IEC 60130-9 Daisy chain in: Male / Daisy chain out: Female Pin3: RS485A(AISG_B), Pin5: RS485B(AISG_A), Pin6: DC 10~30V, Pin7:

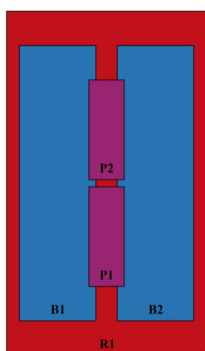
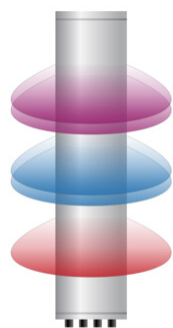
NHHSS-55B-HG-R3B

	DC_ Return
RET Interface, quantity	2 female 2 male
Input Voltage	10–30 Vdc
Internal Bias Tee	Port 1 Port 3
Internal RET	High band (1) Low band (1) Mid band (1)
Power Consumption, active state, maximum	10 W
Power Consumption, idle state, maximum	2 W
Protocol	3GPP/AISG 2.0 (Single RET)

Dimensions

Width	395 mm 15.551 in
Depth	228 mm 8.976 in
Length	1828 mm 71.969 in

Array Layout




Array ID	Frequency (MHz)	RF Connector	RET (SRET)	AISG No.	SBT RF PORT	SBT No.	RET UID
R1	698-896	1 - 2	1	AISG1	1	1	CPxxxxxxxxxxxxxxR1
B1	1695-2200	3 - 4	2	AISG2	3	2	CPxxxxxxxxxxxxxxB1
B2	1695-2200	5 - 6					
P1	3100-4000	7 - 8	3	AISG2	3	2	CPxxxxxxxxxxxxxxP1
P2	3100-4000	9 - 10					

(Sizes of colored boxes are not true depictions of array sizes)

Port Configuration

NHHSS-55B-HG-R3B



Electrical Specifications

Impedance	50 ohm
Operating Frequency Band	1695 – 2200 MHz 3100 – 4000 MHz 698 – 896 MHz
Polarization	±45°

Mechanical Specifications

Wind Loading @ Velocity, frontal	272.0 N @ 150 km/h (61.1 lbf @ 150 km/h)
Wind Loading @ Velocity, lateral	244.0 N @ 150 km/h (54.9 lbf @ 150 km/h)
Wind Loading @ Velocity, maximum	547.0 N @ 150 km/h (123.0 lbf @ 150 km/h)
Wind Loading @ Velocity, rear	311.0 N @ 150 km/h (69.9 lbf @ 150 km/h)
Wind Speed, maximum	241 km/h (150 mph)

Packaging and Weights

Width, packed	505 mm 19.882 in
Depth, packed	386 mm 15.197 in
Length, packed	1960 mm 77.165 in
Weight, gross	43.6 kg 96.121 lb

NHHSS-55B-HG-R3B

Regulatory Compliance/Certifications

Agency	Classification
UK-ROHS	Compliant

Included Products

BSAMNT-3	–	Wide Profile Antenna Downtilt Mounting Kit for 2.4 - 4.5 in (60 - 115 mm) OD round members. Kit contains one scissor top bracket set and one bottom bracket set.
----------	---	------------------------------------------------------------------------------------------------------------------------------------------------------------------

* Footnotes

Performance Note	Severe environmental conditions may degrade optimum performance
------------------	-----------------------------------------------------------------

BSAMNT-3



Wide Profile Antenna Downtilt Mounting Kit for 2.4 - 4.5 in (60 - 115 mm) OD round members. Kit contains one scissor top bracket set and one bottom bracket set.

Product Classification

Product Type Downtilt mounting kit

General Specifications

Application Outdoor

Color Silver

Dimensions

Compatible Diameter, maximum 115 mm | 4.528 in

Compatible Diameter, minimum 60 mm | 2.362 in

Weight, net 6.2 kg | 13.669 lb

Material Specifications

Material Type Galvanized steel

Packaging and Weights

Included Brackets | Hardware

Packaging quantity 1

Weight, gross 6.4 kg | 14.11 lb

Regulatory Compliance/Certifications

Agency	Classification
CE	Compliant with the relevant CE product directives
CHINA-ROHS	Below maximum concentration value
ISO 9001:2015	Designed, manufactured and/or distributed under this quality management system
REACH-SVHC	Compliant as per SVHC revision on www.andrew.com/ProductCompliance
ROHS	Compliant
UK-ROHS	Compliant

BSAMNT-3

