


RRZZVV-65B-R6NV4



12-port sector antenna, 4x 694-960, 4x 1427-2690 and 4x 1695-2690 MHz, 65° HPBW, 6x RET

- SEED® antenna providing high gain and improved efficiency
- Reduces the amount of aluminum used to minimize CO2 release
- Innovative aerodynamic shape optimized for reduced wind loading in every direction
- High radiation and pattern efficiency for improved coverage area, capacity or reduced power consumption for a given area
- Optional Mounting Kits with mechanical tilt capacity need to be ordered separately

General Specifications

Antenna Type	Sector
Band	Multiband
Grounding Type	RF connector inner conductor and body grounded to reflector and mounting bracket
Performance Note	Outdoor usage
RF Connector Interface	4.3-10 Female
RF Connector Location	Bottom
RF Connector Quantity, high band	0
RF Connector Quantity, mid band	8
RF Connector Quantity, low band	4
RF Connector Quantity, total	12

Remote Electrical Tilt (RET) Information

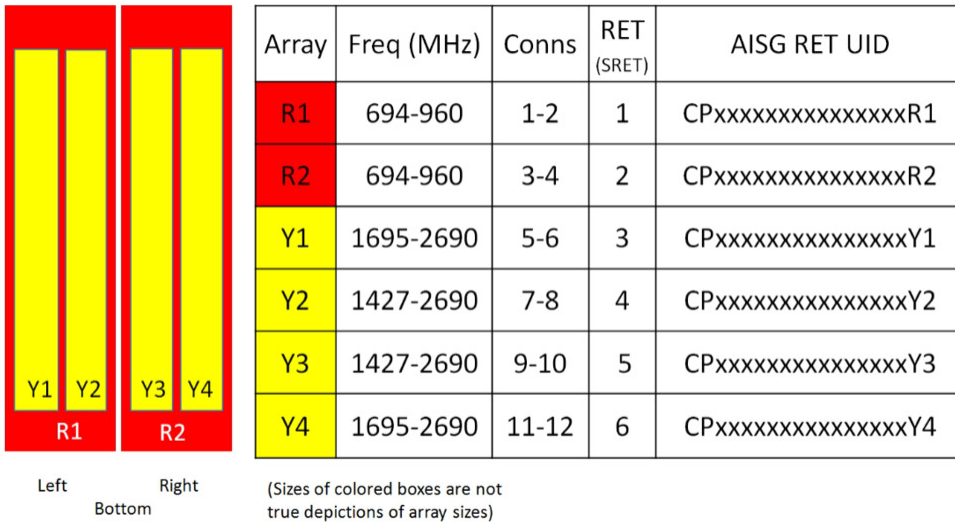
RET Hardware	CommRET v2
RET Interface	8-pin DIN Female 8-pin DIN Male
RET Interface, quantity	1 female 1 male
Input Voltage	10-30 Vdc
Internal RET	Low band (2) Mid band (4)
Power Consumption, active state, maximum	10 W
Power Consumption, idle state, maximum	2 W
Protocol	3GPP/AISG 2.0 (Single RET)

Dimensions

RRZZVV-65B-R6NV4


Width	430 mm 16.929 in
Depth	197 mm 7.756 in
Length	2100 mm 82.677 in
Net Weight, antenna only	36.6 kg 80.689 lb

Array Layout




Port Configuration

RRZZVV-65B-R6NV4



Logo Image



Electrical Specifications

RRZZVV-65B-R6NV4

Impedance	50 ohm
Operating Frequency Band	1427 – 2690 MHz 1695 – 2690 MHz 694 – 960 MHz
Polarization	±45°
Total Input Power, maximum	900 W @ 50 °C
BASTA Version, electrical	BASTA v12

Electrical Specifications

	R1,R2	R1,R2	R1,R2	Y2,Y3	Y2,Y3	Y2,Y3	Y2,Y3	Y2,Y3
Frequency Band, MHz	698–806	790–894	890–960	1427–1518	1695–1995	1920–2300	2300–2500	2490–2690
RF Port	1,2,3,4	1,2,3,4	1,2,3,4	7,8,9,10	7,8,9,10	7,8,9,10	7,8,9,10	7,8,9,10
Gain at Mid Tilt, dBi	14.4	15.2	15.4	15.6	17.4	18.3	19.4	19.5
Beamwidth, Horizontal, degrees	64	60	57	75	65	63	61	58
Beamwidth, Vertical, degrees	10.4	9.3	8.5	7.2	5.8	5.2	4.3	4.1
Beam Tilt, degrees	2–12	2–12	2–12	2–12	2–12	2–12	2–12	2–12
USLS (First Lobe), dB	15	16	17	18	15	17	14	16
Front-to-Back Ratio at 180°, dB	25	30	30	33	33	33	33	32
Front-to-Back Total Power at 180° ± 30°, dB	20	21	22	23	24	24	28	27
Isolation, Cross Polarization, dB	25	25	25	26	26	26	26	26
Isolation, Inter-band, dB	25	25	25	26	26	26	26	26
VSWR Return loss, dB	1.5 14.0	1.5 14.0	1.5 14.0	1.5 14.0	1.5 14.0	1.5 14.0	1.5 14.0	1.5 14.0
PIM, 3rd Order, 2 x 20 W, dBc	-153	-153	-153	-153	-153	-153	-153	-153
Input Power per Port at 50°C, maximum, watts	300	300	300	250	250	250	200	200

Electrical Specifications

	Y1,Y4	Y1,Y4	Y1,Y4	Y1,Y4
Frequency Band, MHz	1695–1995	1920–2300	2300–2500	2490–2690
RF Port	5,6,11,12	5,6,11,12	5,6,11,12	5,6,11,12
Gain at Mid Tilt, dBi	17.2	18.3	18.7	19
Beamwidth, Horizontal, degrees	67	63	64	62
Beamwidth, Vertical, degrees	6.1	5.3	4.6	4.2
Beam Tilt, degrees	2–12	2–12	2–12	2–12

RRZZVV-65B-R6NV4

USLS (First Lobe), dB	20	20	17	18
Front-to-Back Ratio at 180°, dB	33	28	31	32
Front-to-Back Total Power at 180° ± 30°, dB	26	26	27	27
Isolation, Cross Polarization, dB	27	27	27	27
Isolation, Inter-band, dB	26	26	26	26
VSWR Return loss, dB	1.5 14.0	1.5 14.0	1.5 14.0	1.5 14.0
PIM, 3rd Order, 2 x 20 W, dBc	-153	-153	-153	-153
Input Power per Port at 50°C, maximum, watts	250	250	200	200

Mechanical Specifications

BASTA Version, mechanical	BASTA v11
Wind Loading @ Velocity, frontal	495.0 N @ 150 km/h (111.3 lbf @ 150 km/h)
Wind Loading @ Velocity, lateral	253.0 N @ 150 km/h (56.9 lbf @ 150 km/h)
Wind Loading @ Velocity, maximum	745.0 N @ 150 km/h (167.5 lbf @ 150 km/h)
Wind Loading @ Velocity, rear	316.0 N @ 150 km/h (71.0 lbf @ 150 km/h)
Wind Speed, maximum	241 km/h (150 mph)

Packaging and Weights

Width, packed	530 mm 20.866 in
Depth, packed	349 mm 13.74 in
Length, packed	2272 mm 89.449 in
Weight, gross	46.6 kg 102.735 lb

Regulatory Compliance/Certifications

Agency	Classification
CHINA-ROHS	Below maximum concentration value
ISO 9001:2015	Designed, manufactured and/or distributed under this quality management system
REACH-SVHC	Compliant as per SVHC revision on www.commscope.com/ProductCompliance
ROHS	Compliant
UK-ROHS	Compliant



RRZZVV-65B-R6NV4


Included Products

- BSAMNT-2F – Mounting bracket for cylindrical pipe installations (60-115mm pipe diameter) for fix mechanical tilt applications.

* Footnotes

Performance Note Severe environmental conditions may degrade optimum performance

BSAMNT-2F



Mounting bracket for cylindrical pipe installations (60-115mm pipe diameter) for fix mechanical tilt applications.

Product Classification

Product Type Fixed tilt mounting kit

General Specifications

Application Outdoor

Color Silver

Dimensions

Compatible Diameter, maximum 115 mm | 4.528 in

Compatible Diameter, minimum 60 mm | 2.362 in

Weight, net 3.8 kg | 8.378 lb

Material Specifications

Material Type Galvanized steel

Packaging and Weights

Included Brackets | Hardware

Packaging quantity 1

Weight, gross 4 kg | 8.818 lb

Regulatory Compliance/Certifications

Agency	Classification
CE	Compliant with the relevant CE product directives
CHINA-ROHS	Below maximum concentration value
ISO 9001:2015	Designed, manufactured and/or distributed under this quality management system
REACH-SVHC	Compliant as per SVHC revision on www.andrew.com/ProductCompliance
ROHS	Compliant
UK-ROHS	Compliant

BSAMNT-2F

